

FINANCIAL REPORT OF OPERATION
For the Quarter Ending March, FY 2014


Department: State Universities and Colleges
Agency/OU: Iloilo State College of Fisheries
Fund: General Fund 101

Allotment/Object/Class of Expenditure (1)	Account Code (2)	Available Allotment			Obligations Incurred This Quarter (6)	Unobligated Balance of Allotment (7)	Remarks (8)
		Balance Previous Quarter (3)	This Report Quarter This Report (4)	Total This Report (5)			
CURRENT YEAR BUDGET							
Personal Services							
S & W-Regular	701		88,128,000.00	88,128,000.00	21,347,376.96	66,780,623.04	
S & W-Part time	703		485,000.00	485,000.00	197,637.20	287,362.80	
S & W-Substitute	704		-	-	-	-	
S & W-Casual	705		1,853,000.00	1,853,000.00	395,935.60	1,457,064.40	
S & W-Contractual	706		-	-	-	-	
S & W-Emergency	707		-	-	-	-	
PERA	711		7,704,000.00	7,704,000.00	1,874,002.61	5,829,997.39	
Additional Compensation	712		-	-	-	-	
Representation	713		168,000.00	168,000.00	27,000.00	141,000.00	
Transportation	714		168,000.00	168,000.00	27,000.00	141,000.00	
Clothing	715		1,605,000.00	1,605,000.00	1,513,000.00	92,000.00	
Subsistence, Laundry & Quarter	716		66,000.00	66,000.00	13,089.28	52,910.72	
Productivity Incentive	717		642,000.00	642,000.00	-	642,000.00	
Other Bonuses & Allowances	719		-	-	-	-	
Honoraria	720		451,000.00	451,000.00	105,250.00	345,750.00	
Hazard Pay	721		-	-	-	-	
Longevity Pay	722		221,000.00	221,000.00	-	221,000.00	
Overtime & Night Pay	723		-	-	-	-	
Cash Gift	724		1,605,000.00	1,605,000.00	-	1,605,000.00	
Year-end Bonus	725		7,343,000.00	7,343,000.00	-	7,343,000.00	
PAGIBIG Contributions	732		385,000.00	385,000.00	94,000.00	291,000.00	
PhilHealth Contributions	733		944,000.00	944,000.00	249,150.00	694,850.00	
ECC Contributions	734		384,000.00	384,000.00	94,499.36	289,500.64	
Retirement Benefits	740		-	-	-	-	
Terminal Leave Benefits	742		-	-	-	-	
Health Workers Benefits	743		-	-	-	-	
Other Personnel Benefits	749		-	-	-	-	
Loyalty Award	749A		-	-	-	-	
Monetization	749B		-	-	-	-	
Subtotal		-	112,152,000.00	112,152,000.00	25,937,941.01	86,214,058.99	-
Life & Retirement Ins Contributions	731		10,795,278.00	10,795,278.00	2,659,258.18	8,136,019.82	
Total PS		-	122,947,278.00	122,947,278.00	28,597,199.19	94,350,078.81	-
MOOE							
Travel-Local	751		1,262,000.00	1,262,000.00	332,117.66	929,882.34	
Training	753		1,500,000.00	1,500,000.00	194,708.50	1,305,291.50	
Scholarship	754		7,333,000.00	7,333,000.00	-	7,333,000.00	
Office Supplies	755		-	-	202,048.94	(202,048.94)	
Accountable Forms	756		-	-	6,615.00	(6,615.00)	
Animal/Zoological Supplies Exp	757		-	-	-	-	
Drugs and Medicines Expenses	759		-	-	-	-	
Med, Den & Lab Supplies	760		-	-	110,851.30	(110,851.30)	
Gasoline, Oil & Lubrics	761		845,000.00	845,000.00	135,813.58	709,186.42	
Agricultural Supplies	762		-	-	-	-	
Textbooks & Instructional Materials	763		-	-	550.00	(550.00)	
Other Supplies	765		2,960,000.00	2,960,000.00	265,399.50	2,694,600.50	
Water	766		431,000.00	431,000.00	192,960.62	238,039.38	
Electricity	767		2,375,000.00	2,375,000.00	458,455.03	1,916,544.97	
Cooking Gas	768		-	-	-	-	
Postage & Deliveries	771		-	-	7,375.00	(7,375.00)	
Telephone-Landline	772		602,000.00	602,000.00	15,332.53	586,667.47	
Telephone-Mobile	773		-	-	82,930.13	(82,930.13)	
Internet Expenses	774		-	-	32,578.75	(32,578.75)	
Membership Dues and Contributions	778		139,000.00	139,000.00	-	139,000.00	
Advertising	780		70,000.00	70,000.00	-	70,000.00	
Printing & Binding	781		174,000.00	174,000.00	7,813.00	166,187.00	
Rent	782		150,000.00	150,000.00	5,000.00	145,000.00	
Representation	783		215,000.00	215,000.00	645,759.74	(430,759.74)	
Transportation and Delivery Expenses	784		30,000.00	30,000.00	9,750.00	20,250.00	
Subscriptions	786		105,000.00	105,000.00	9,164.00	95,836.00	
Legal Services	791		-	-	10,000.00	(10,000.00)	
Auditing Services	792		-	-	-	-	
General Services	795		2,651,000.00	2,651,000.00	568,015.91	2,082,984.09	
Janitorial Services	796		-	-	-	-	
Security Services	797		-	-	-	-	
Other Professional Services	799		-	-	32,128.00	(32,128.00)	
R & M-Office Buildings	811		-	-	21,616.00	(21,616.00)	
R & M-School Buildings	812		2,762,000.00	2,762,000.00	150,568.00	2,611,432.00	
R & M-Other Structures	815		676,000.00	676,000.00	71,428.00	604,572.00	
R & M-Office Equipment	821		-	-	15,667.05	(15,667.05)	
R & M-Furniture & Fixtures	822		-	-	15,760.00	(15,760.00)	
R & M-IT Equipment & Software	823		-	-	-	-	
R & M-Agricultural, etc. Equipment	827		-	-	-	-	
R & M-Communication Equipment	829		-	-	10,000.00	(10,000.00)	
R & M-Firefighting Eq. and Accessories	831		-	-	-	-	

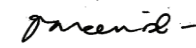
Allotment/Object/Class of Expenditure (1)	Account Code (2)	Balance Previous Quarter (3)	This Report Quarter This Report (4)	Total This Report (5)	Incurred This Quarter (6)	Balance of Allotment (7)	Remarks (8)
R & M-Tech & Sci Equipment	836		-	-	-	-	
R & M-Other Mach & Equipment	840		-	-	-	-	
R & M-Motor Vehicles	841		-	-	96,240.00	(96,240.00)	
R & M-Watercraft	844		-	-	-	-	
R & M-Other Property & Equipment	850		-	-	-	-	
R & M-Artesian Wells, etc.	854		-	-	-	-	
Extraordinary Expenses	883		165,000.00	165,000.00	9,498.00	155,502.00	
Miscellaneous Expenses	884		215,000.00	215,000.00	56,014.98	158,985.02	
Taxes, Duties & Licenses	891		217,000.00	217,000.00	-	217,000.00	
Fidelity Bond Premiums	892		-	-	7,500.00	(7,500.00)	
Insurance	893		-	-	2,983.98	(2,983.98)	
Other Maintenance & Operating Exp	969		-	-	343,005.00	(343,005.00)	
Bank Charges	971		-	-	-	-	
Subtotal MOOE			24,877,000.00	24,877,000.00	4,125,648.20	20,751,351.80	-
Capital Outlays							
Investment Outlay				-	-	-	
Land and Land Improvement				-	-	-	
Office Buildings	211			-	-	-	
School Buildings	212			-	-	-	
Other Structures	215			-	-	-	
Office Equipment	221			-	-	-	
Furniture & Fixtures	222			-	-	-	
IT Equipment	223			-	-	-	
Library Books	224			-	-	-	
Machineries	226			-	-	-	
Communication Equipment	229			-	-	-	
Firefighting Equipment	231			-	-	-	
Med, Den & Lab Equipment	233			-	-	-	
Sports Equipment	235			-	-	-	
Technical and Scientific Equipment	236			-	-	-	
Other Machineries Equipment	240			-	-	-	
Motor Vehicles	241			-	-	-	
Subtotal CO			-	-	-	-	-
Total Current Year Budget			147,824,278.00	147,824,278.00	32,722,847.39	115,101,430.61	-
SPECIAL PURPOSE FUNDS							
Personal Services							
S & W-Regular	701		1,835,664.00	1,835,664.00	538,731.97	1,296,932.03	
S & W-Part-time	703		-	-	-	-	
PERA	711		216,000.00	216,000.00	61,000.00	155,000.00	
Clothing	715		45,000.00	45,000.00	42,000.00	3,000.00	
Productivity Incentive	717		18,000.00	18,000.00	-	18,000.00	
Other Bonuses & Allowances	719		-	-	-	-	
Hazard Pay	721		-	-	-	-	
Longevity Pay	722		-	-	-	-	
Overtime & Nightshift	723		-	-	-	-	
Cash Gift	724		45,000.00	45,000.00	-	45,000.00	
Year-end Bonus	725		152,972.00	152,972.00	-	152,972.00	
PAGIBIG Contributions	732		10,800.00	10,800.00	2,700.00	8,100.00	
PhilHealth Contributions	733		22,050.00	22,050.00	7,600.00	14,450.00	
ECC Contributions	734		10,800.00	10,800.00	2,700.00	8,100.00	
Terminal Leave Benefits	742		335,116.00	335,116.00	335,115.47	0.53	
Subtotal PS		-	2,691,402.00	2,691,402.00	989,847.44	1,701,554.56	-
Contingent Fund							
MOOE							
				-	-	-	
				-	-	-	
Subtotal MOOE			-	-	-	-	-
Capital Outlay							
				-	-	-	
				-	-	-	
Subtotal CO			-	-	-	-	-
Total Special Purpose Funds			2,691,402.00	2,691,402.00	989,847.44	1,701,554.56	-
PRIOR YEAR'S BUDGET (CONTINUING APPRO.)							
Personal Services							
				-	-	-	
				-	-	-	
Subtotal PS			-	-	-	-	-
MOOE							
Travel-Local	751			-	-	-	
Training	753			-	-	-	
Scholarship	754			-	-	-	
Office Supplies	755			-	-	-	
Accountable Forms	756			-	-	-	
Animal/Zoological Supplies Exp	757			-	-	-	
Drugs and Medicines Expenses	759			-	-	-	
Med, Den & Lab Supplies	760			-	-	-	
Gasoline, Oil & Lubrics	761			-	-	-	
Agricultural Supplies	762			-	-	-	
Textbooks & Instructional Materials	763			-	-	-	
Other Supplies	765			-	-	-	

Allotment/Object/Class of Expenditure (1)	Account Code (2)	Balance Previous Quarter (3)	This Report Quarter This Report (4)	Total This Report (5)	Incurred This Quarter (6)	Balance of Allotment (7)	Remarks (8)
Water	766			-	-	-	
Electricity	767			-	-	-	
Cooking Gas	768			-	-	-	
Postage & Deliveries	771			-	-	-	
Telephone-Landline	772			-	-	-	
Telephone-Mobile	773			-	-	-	
Internet Expenses	774			-	-	-	
Membership Dues and Contributions	778			-	-	-	
Advertising	780			-	-	-	
Printing & Binding	781			-	-	-	
Rent	782			-	-	-	
Representation	783			-	-	-	
Transportation and Delivery Expenses	784			-	-	-	
Subscriptions	786			-	-	-	
Legal Services	791			-	-	-	
Auditing Services	792			-	-	-	
General Services	795			-	-	-	
Janitorial Services	796			-	-	-	
Security Services	797			-	-	-	
Other Professional Services	799			-	-	-	
R & M-Office Buildings	811			-	-	-	
R & M-School Buildings	812			-	-	-	
R & M-Other Structures	815			-	-	-	
R & M-Office Equipment	821			-	-	-	
R & M-Furniture & Fixtures	822			-	-	-	
R & M-IT Equipment & Software	823			-	-	-	
R & M-Agricultural, etc. Equipment	827			-	-	-	
R & M-Communication Equipment	829			-	-	-	
R & M-Firefighting Eq. and Accessories	831			-	-	-	
R & M-Tech & Sci Equipment	836			-	-	-	
R & M-Other Mach & Equipment	840			-	-	-	
R & M-Motor Vehicles	841			-	-	-	
R & M-Watercraft	844			-	-	-	
R & M-Other Property & Equipment	850			-	-	-	
R & M-Artesian Wells, etc.	854			-	-	-	
Extraordinary Expenses	883			-	-	-	
Miscellaneous Expenses	884			-	-	-	
Taxes, Duties & Licenses	891			-	-	-	
Fidelity Bond Premiums	892			-	-	-	
Insurance	893			-	-	-	
Other Maintenance & Operating Exp	969			-	-	-	
Bank Charges	971			-	-	-	
Subtotal MOOE		-	-	-	-	-	-
Capital Outlay				-	-	-	
Investment Outlay				-	-	-	
Land and Land Improvement				-	-	-	
Office Buildings	211			-	-	-	
School Buildings	212			-	-	-	
Other Structures	215			-	-	-	
Office Equipment	221			-	-	-	
Furniture & Fixtures	222			-	-	-	
IT Equipment	223			-	-	-	
Library Books	224			-	-	-	
Machineries	226			-	-	-	
Communication Equipment	229			-	-	-	
Firefighting Equipment	231			-	-	-	
Med, Den & Lab Equipment	233			-	-	-	
Sports Equipment	235			-	-	-	
Technical and Scientific Equipment	236			-	-	-	
Other Machineries Equipment	240			-	-	-	
Motor Vehicles	241			-	-	-	
Subtotal CO		-	-	-	-	-	-
Total Prior Year's Budget (Continuing Apprx.)		-	-	-	-	-	-
GRAND TOTAL		-	150,515,680.00	150,515,680.00	33,712,694.83	116,802,985.17	-

Certified Correct:


MELINA V. PUYONG
 OIC-Budget Officer

Submitted by:


RAMON G. ZARCENO, M.D., PH.D., FPAPF
 SUC President II

FINANCIAL REPORT OF OPERATION
For the Quarter Ending June, FY 2014

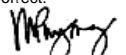
Department: State Universities and Colleges
Agency/OU: Iloilo State College of Fisheries
Fund: General Fund 101

Allotment/Object/Class of Expenditure (1)	Account Code (2)	Available Allotment			Obligations Incurred This Quarter (6)	Unobligated Balance of Allotment (7)	Remarks (8)
		Balance Previous Quarter (3)	This Report Quarter This Report (4)	Total This Report (5)			
CURRENT YEAR BUDGET							
Personal Services							
S & W-Regular	701	66,780,623.04		66,780,623.04	18,531,128.50	48,249,494.54	
S & W-Part time	703	287,362.80		287,362.80	137,829.32	149,533.48	
S & W-Substitute	704	-		-	-	-	
S & W-Casual	705	1,457,064.40		1,457,064.40	403,570.86	1,053,493.54	
S & W-Contractual	706	-		-	-	-	
S & W-Emergency	707	-		-	-	-	
PERA	711	5,829,997.39		5,829,997.39	1,676,352.60	4,153,644.79	
Additional Compensation	712	-		-	-	-	
Representation	713	141,000.00		141,000.00	27,000.00	114,000.00	
Transportation	714	141,000.00		141,000.00	27,000.00	114,000.00	
Clothing	715	92,000.00		92,000.00	64,166.67	27,833.33	
Subsistence, Laundry & Quarter	716	52,910.72		52,910.72	16,666.73	36,243.99	
Productivity Incentive	717	642,000.00		642,000.00	635,000.00	7,000.00	
Other Bonuses & Allowances	719	-		-	-	-	
Honoraria	720	345,750.00		345,750.00	69,750.00	276,000.00	
Hazard Pay	721	-		-	-	-	
Longevity Pay	722	221,000.00		221,000.00	-	221,000.00	
Overtime & Night Pay	723	-		-	-	-	
Cash Gift	724	1,605,000.00		1,605,000.00	707,500.00	897,500.00	
Year-end Bonus	725	7,343,000.00		7,343,000.00	3,072,812.00	4,270,188.00	
PAGIBIG Contributions	732	291,000.00		291,000.00	92,800.00	198,200.00	
PhilHealth Contributions	733	694,850.00		694,850.00	215,655.50	479,194.50	
ECC Contributions	734	289,500.64		289,500.64	92,488.14	197,012.50	
Retirement Benefits	740	-		-	-	-	
Terminal Leave Benefits	742	-		-	-	-	
Health Workers Benefits	743	-		-	-	-	
Other Personnel Benefits	749	-		-	-	-	
Loyalty Award	749A	-		-	15,000.00	(15,000.00)	
Monetization	749B	-		-	17,702.39	(17,702.39)	
Subtotal		86,214,058.99	-	86,214,058.99	25,802,422.71	60,411,636.28	-
Life & Retirement Ins Contributions	731	8,136,019.82	1,503,967.00	9,639,986.82	2,711,551.35	6,928,435.47	
Total PS		94,350,078.81	1,503,967.00	95,854,045.81	28,513,974.06	67,340,071.75	-
MOOE							
Travel-Local	751	929,882.34		929,882.34	165,205.63	764,676.71	
Training	753	1,305,291.50		1,305,291.50	370,623.79	934,667.71	
Scholarship	754	7,333,000.00		7,333,000.00	1,904,000.00	5,429,000.00	
Office Supplies	755	(202,048.94)		(202,048.94)	452,133.32	(654,182.26)	
Accountable Forms	756	(6,615.00)		(6,615.00)	39,690.00	(46,305.00)	
Animal/Zoological Supplies Exp	757	-		-	-	-	
Drugs and Medicines Expenses	759	-		-	-	-	
Med, Den & Lab Supplies	760	(110,851.30)		(110,851.30)	-	(110,851.30)	
Gasoline, Oil & Lubrics	761	709,186.42		709,186.42	168,918.34	540,268.08	
Agricultural Supplies	762	-		-	-	-	
Textbooks & Instructional Materials	763	(550.00)		(550.00)	-	(550.00)	
Other Supplies	765	2,694,600.50		2,694,600.50	352,210.76	2,342,389.74	
Water	766	238,039.38		238,039.38	169,908.15	68,131.23	
Electricity	767	1,916,544.97		1,916,544.97	590,899.06	1,325,645.91	
Cooking Gas	768	-		-	-	-	
Postage & Deliveries	771	(7,375.00)		(7,375.00)	970.00	(8,345.00)	
Telephone-Landline	772	586,667.47		586,667.47	13,999.12	572,668.35	
Telephone-Mobile	773	(82,930.13)		(82,930.13)	85,246.32	(168,176.45)	
Internet Expenses	774	(32,578.75)		(32,578.75)	17,716.26	(50,295.01)	
Membership Dues and Contributions	778	139,000.00		139,000.00	-	139,000.00	
Advertising	780	70,000.00		70,000.00	-	70,000.00	
Printing & Binding	781	166,187.00		166,187.00	6,540.00	159,647.00	
Rent	782	145,000.00		145,000.00	-	145,000.00	
Representation	783	(430,759.74)		(430,759.74)	198,098.50	(628,858.24)	
Transportation and Delivery Expenses	784	20,250.00		20,250.00	540.00	19,710.00	
Subscriptions	786	95,836.00		95,836.00	13,836.00	82,000.00	
Legal Services	791	(10,000.00)		(10,000.00)	15,360.00	(25,360.00)	
Auditing Services	792	-		-	-	-	
General Services	795	2,082,984.09		2,082,984.09	814,701.58	1,268,282.51	
Janitorial Services	796	-		-	-	-	
Security Services	797	-		-	-	-	
Other Professional Services	799	(32,128.00)		(32,128.00)	46,690.00	(78,818.00)	
R & M-Office Buildings	811	(21,616.00)		(21,616.00)	-	(21,616.00)	
R & M-School Buildings	812	2,611,432.00		2,611,432.00	355,923.00	2,255,509.00	
R & M-Other Structures	815	604,572.00		604,572.00	54,018.00	550,554.00	
R & M-Office Equipment	821	(15,667.05)		(15,667.05)	8,900.00	(24,567.05)	
R & M-Furniture & Fixtures	822	(15,760.00)		(15,760.00)	12,970.00	(28,730.00)	
R & M-IT Equipment & Software	823	-		-	85,115.00	(85,115.00)	
R & M-Agricultural, etc. Equipment	827	-		-	-	-	
R & M-Communication Equipment	829	(10,000.00)		(10,000.00)	-	(10,000.00)	
R & M-Firefighting Eq. and Accessories	831	-		-	-	-	

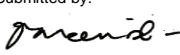
Allotment/Object/Class of Expenditure (1)	Account Code (2)	Balance Previous Quarter (3)	This Report Quarter This Report (4)	Total This Report (5)	Incurred This Quarter (6)	Balance of Allotment (7)	Remarks (8)
R & M-Tech & Sci Equipment	836	-		-	-	-	
R & M-Other Mach & Equipment	840	-		-	4,350.00	(4,350.00)	
R & M-Motor Vehicles	841	(96,240.00)		(96,240.00)	361,800.00	(458,040.00)	
R & M-Watercraft	844	-		-	-	-	
R & M-Other Property & Equipment	850	-		-	-	-	
R & M-Artesian Wells, etc.	854	-		-	-	-	
Extraordinary Expenses	883	155,502.00		155,502.00	9,498.00	146,004.00	
Miscellaneous Expenses	884	158,985.02		158,985.02	107,547.25	51,437.77	
Taxes, Duties & Licenses	891	217,000.00		217,000.00	20,858.12	196,141.88	
Fidelity Bond Premiums	892	(7,500.00)		(7,500.00)	-	(7,500.00)	
Insurance	893	(2,983.98)		(2,983.98)	13,415.71	(16,399.69)	
Other Maintenance & Operating Exp	969	(343,005.00)		(343,005.00)	333,436.00	(676,441.00)	
Bank Charges	971	-		-	-	-	
Subtotal MOOE		20,751,351.80	-	20,751,351.80	6,795,117.91	13,956,233.89	-
Capital Outlays							
Investment Outlay				-		-	
Land and Land Improvement				-		-	
Office Buildings	211			-		-	
School Buildings	212		16,727,339.00	16,727,339.00		16,727,339.00	
Other Structures	215			-		-	
Office Equipment	221			-		-	
Furniture & Fixtures	222			-		-	
IT Equipment	223			-		-	
Library Books	224			-		-	
Machineries	226			-		-	
Communication Equipment	229			-		-	
Firefighting Equipment	231			-		-	
Med, Den & Lab Equipment	233			-		-	
Sports Equipment	235			-		-	
Technical and Scientific Equipment	236			-		-	
Other Machineries Equipment	240			-		-	
Motor Vehicles	241			-		-	
Subtotal CO		-	16,727,339.00	16,727,339.00	-	16,727,339.00	-
Total Current Year Budget		115,101,430.61	18,231,306.00	133,332,736.61	35,309,091.97	98,023,644.64	-
SPECIAL PURPOSE FUNDS							
Personal Services							
S & W-Regular	701	1,296,932.03	12,827,662.00	14,124,594.03	4,139,638.71	9,984,955.32	
S & W-Part-time	703	-	-	-	-	-	
PERA	711	155,000.00	840,000.00	995,000.00	277,587.10	717,412.90	
Clothing	715	3,000.00	35,000.00	38,000.00	-	38,000.00	
Productivity Incentive	717	18,000.00	-	18,000.00	16,000.00	2,000.00	
Other Bonuses & Allowances	719	-	-	-	-	-	
Hazard Pay	721	-	-	-	-	-	
Longevity Pay	722	-	-	-	-	-	
Overtime & Nightshift	723	-	-	-	-	-	
Cash Gift	724	45,000.00	210,000.00	255,000.00	102,500.00	152,500.00	
Year-end Bonus	725	152,972.00	1,265,269.00	1,418,241.00	596,771.50	821,469.50	
PAGIBIG Contributions	732	8,100.00	7,000.00	15,100.00	4,100.00	11,000.00	
PhilHealth Contributions	733	14,450.00	126,538.00	140,988.00	43,094.50	97,893.50	
ECC Contributions	734	8,100.00	7,000.00	15,100.00	3,800.00	11,300.00	
Terminal Leave Benefits	742	0.53	-	0.53	-	0.53	
Subtotal PS		1,701,554.56	15,318,469.00	17,020,023.56	5,183,491.81	11,836,531.75	-
Contingent Fund							
MOOE							
				-		-	
				-		-	
Subtotal MOOE		-	-	-	-	-	-
Capital Outlay							
				-		-	
				-		-	
Subtotal CO		-	-	-	-	-	-
Total Special Purpose Funds		1,701,554.56	15,318,469.00	17,020,023.56	5,183,491.81	11,836,531.75	-
PRIOR YEAR'S BUDGET (CONTINUING APPRO.)							
Personal Services							
				-		-	
				-		-	
Subtotal PS		-	-	-	-	-	-
MOOE							
Travel-Local	751			-		-	
Training	753			-		-	
Scholarship	754			-		-	
Office Supplies	755			-		-	
Accountable Forms	756			-		-	
Animal/Zoological Supplies Exp	757			-		-	
Drugs and Medicines Expenses	759			-		-	
Med, Den & Lab Supplies	760			-		-	
Gasoline, Oil & Lubrics	761			-		-	
Agricultural Supplies	762			-		-	
Textbooks & Instructional Materials	763			-		-	
Other Supplies	765			-		-	

Allotment/Object/Class of Expenditure (1)	Account Code (2)	Balance Previous Quarter (3)	This Report Quarter This Report (4)	Total This Report (5)	Incurred This Quarter (6)	Balance of Allotment (7)	Remarks (8)
Water	766			-		-	
Electricity	767			-		-	
Cooking Gas	768			-		-	
Postage & Deliveries	771			-		-	
Telephone-Landline	772			-		-	
Telephone-Mobile	773			-		-	
Internet Expenses	774			-		-	
Membership Dues and Contributions	778			-		-	
Advertising	780			-		-	
Printing & Binding	781			-		-	
Rent	782			-		-	
Representation	783			-		-	
Transportation and Delivery Expenses	784			-		-	
Subscriptions	786			-		-	
Legal Services	791			-		-	
Auditing Services	792			-		-	
General Services	795			-		-	
Janitorial Services	796			-		-	
Security Services	797			-		-	
Other Professional Services	799			-		-	
R & M-Office Buildings	811			-		-	
R & M-School Buildings	812			-		-	
R & M-Other Structures	815			-		-	
R & M-Office Equipment	821			-		-	
R & M-Furniture & Fixtures	822			-		-	
R & M-IT Equipment & Software	823			-		-	
R & M-Agricultural, etc. Equipment	827			-		-	
R & M-Communication Equipment	829			-		-	
R & M-Firefighting Eq. and Accessories	831			-		-	
R & M-Tech & Sci Equipment	836			-		-	
R & M-Other Mach & Equipment	840			-		-	
R & M-Motor Vehicles	841			-		-	
R & M-Watercraft	844			-		-	
R & M-Other Property & Equipment	850			-		-	
R & M-Artesian Wells, etc.	854			-		-	
Extraordinary Expenses	883			-		-	
Miscellaneous Expenses	884			-		-	
Taxes, Duties & Licenses	891			-		-	
Fidelity Bond Premiums	892			-		-	
Insurance	893			-		-	
Other Maintenance & Operating Exp	969			-		-	
Bank Charges	971			-		-	
Subtotal MOOE		-	-	-	-	-	-
Capital Outlay				-		-	
Investment Outlay				-		-	
Land and Land Improvement				-		-	
Office Buildings	211			-		-	
School Buildings	212			-		-	
Other Structures	215			-		-	
Office Equipment	221			-		-	
Furniture & Fixtures	222			-		-	
IT Equipment	223			-		-	
Library Books	224			-		-	
Machineries	226			-		-	
Communication Equipment	229			-		-	
Firefighting Equipment	231			-		-	
Med, Den & Lab Equipment	233			-		-	
Sports Equipment	235			-		-	
Technical and Scientific Equipment	236			-		-	
Other Machineries Equipment	240			-		-	
Motor Vehicles	241			-		-	
Subtotal CO		-	-	-	-	-	-
Total Prior Year's Budget (Continuing Appro.)		-	-	-	-	-	-
GRAND TOTAL		116,802,985.17	33,549,775.00	150,352,760.17	40,492,583.78	109,860,176.39	-

Certified Correct:


MELIN V. PUYONG
 OIC-Budget Officer

Submitted by:


RAMON G. ZARCENO, M.D., PH.D., FPAPF
 SUC President II


FINANCIAL REPORT OF OPERATION
For the Quarter Ending September, FY 2014


Department: State Universities and Colleges
Agency/OU: Iloilo State College of Fisheries
Fund: General Fund 101

Allotment/Object/Class of Expenditure (1)	Account Code (2)	Available Allotment			Obligations Incurred This Quarter (6)	Unobligated Balance of Allotment (7)	Remarks (8)
		Balance Previous Quarter (3)	This Report Quarter This Report (4)	Total This Report (5)			
CURRENT YEAR BUDGET							
Personal Services							
S & W-Regular	701	48,249,494.54		48,249,494.54	19,050,846.01	29,198,648.53	
S & W-Part time	703	149,533.48		149,533.48	87,082.04	62,451.44	
S & W-Substitute	704	-		-	-	-	
S & W-Casual	705	1,053,493.54		1,053,493.54	319,170.85	734,322.69	
S & W-Contractual	706	-		-	-	-	
S & W-Emergency	707	-		-	-	-	
PERA	711	4,153,644.79		4,153,644.79	1,709,072.96	2,444,571.83	
Additional Compensation	712	-		-	-	-	
Representation	713	114,000.00		114,000.00	27,000.00	87,000.00	
Transportation	714	114,000.00		114,000.00	27,000.00	87,000.00	
Clothing	715	27,833.33		27,833.33	5,000.00	22,833.33	
Subsistence, Laundry & Quarter	716	36,243.99		36,243.99	19,006.94	17,237.05	
Productivity Incentive	717	7,000.00		7,000.00	-	7,000.00	
Other Bonuses & Allowances	719	-		-	-	-	
Honoraria	720	276,000.00		276,000.00	67,250.00	208,750.00	
Hazard Pay	721	-		-	-	-	
Longevity Pay	722	221,000.00		221,000.00	13,544.27	207,455.73	
Overtime & Night Pay	723	-		-	256,392.92	(256,392.92)	
Cash Gift	724	897,500.00		897,500.00	-	897,500.00	
Year-end Bonus	725	4,270,188.00		4,270,188.00	-	4,270,188.00	
PAGIBIG Contributions	732	198,200.00		198,200.00	99,100.00	99,100.00	
PhilHealth Contributions	733	479,194.50		479,194.50	226,538.50	252,656.00	
ECC Contributions	734	197,012.50		197,012.50	97,975.75	99,036.75	
Retirement Benefits	740	-		-	-	-	
Terminal Leave Benefits	742	-		-	-	-	
Health Workers Benefits	743	-		-	-	-	
Other Personnel Benefits	749	-		-	-	-	
Loyalty Award	749A	(15,000.00)		(15,000.00)	210,000.00	(225,000.00)	
Monetization	749B	(17,702.39)		(17,702.39)	2,046,849.60	(2,064,551.99)	
Subtotal		60,411,636.28	-	60,411,636.28	24,261,829.84	36,149,806.44	-
Life & Retirement Ins Contributions	731	6,928,435.47		6,928,435.47	2,822,900.34	4,105,535.13	
Total PS		67,340,071.75	-	67,340,071.75	27,084,730.18	40,255,341.57	-
MOOE							
Travel-Local	751	764,676.71		764,676.71	237,051.38	527,625.33	
Training	753	934,667.71		934,667.71	88,343.00	846,324.71	
Scholarship	754	5,429,000.00		5,429,000.00	1,668,824.00	3,760,176.00	
Office Supplies	755	(654,182.26)		(654,182.26)	233,297.54	(887,479.80)	
Accountable Forms	756	(46,305.00)		(46,305.00)	7,900.00	(54,205.00)	
Animal/Zoological Supplies Exp	757	-		-	-	-	
Drugs and Medicines Expenses	759	-		-	-	-	
Med, Den & Lab Supplies	760	(110,851.30)		(110,851.30)	578.00	(111,429.30)	
Gasoline, Oil & Lubrics	761	540,268.08		540,268.08	164,733.67	375,534.41	
Agricultural Supplies	762	-		-	-	-	
Textbooks & Instructional Materials	763	(550.00)		(550.00)	-	(550.00)	
Other Supplies	765	2,342,389.74		2,342,389.74	218,507.15	2,123,882.59	
Water	766	68,131.23		68,131.23	200,814.91	(132,683.68)	
Electricity	767	1,325,645.91		1,325,645.91	537,075.00	788,570.91	
Cooking Gas	768	-		-	-	-	
Postage & Deliveries	771	(8,345.00)		(8,345.00)	9,725.00	(18,070.00)	
Telephone-Landline	772	572,668.35		572,668.35	12,189.47	560,478.88	
Telephone-Mobile	773	(168,176.45)		(168,176.45)	90,211.74	(258,388.19)	
Internet Expenses	774	(50,295.01)		(50,295.01)	23,851.98	(74,146.99)	
Membership Dues and Contributions	778	139,000.00		139,000.00	5,000.00	134,000.00	
Advertising	780	70,000.00		70,000.00	-	70,000.00	
Printing & Binding	781	159,647.00		159,647.00	12,994.25	146,652.75	
Rent	782	145,000.00		145,000.00	7,250.00	137,750.00	
Representation	783	(628,858.24)		(628,858.24)	25,500.00	(654,358.24)	
Transportation and Delivery Expenses	784	19,710.00		19,710.00	-	19,710.00	
Subscriptions	786	82,000.00		82,000.00	9,598.00	72,402.00	
Legal Services	791	(25,360.00)		(25,360.00)	12,100.00	(37,460.00)	
Auditing Services	792	-		-	-	-	
General Services	795	1,268,282.51		1,268,282.51	950,340.49	317,942.02	
Janitorial Services	796	-		-	-	-	
Security Services	797	-		-	92,640.00	(92,640.00)	
Other Professional Services	799	(78,818.00)		(78,818.00)	-	(78,818.00)	
R & M-Office Buildings	811	(21,616.00)		(21,616.00)	-	(21,616.00)	
R & M-School Buildings	812	2,255,509.00		2,255,509.00	292,492.00	1,963,017.00	
R & M-Other Structures	815	550,554.00		550,554.00	43,089.50	507,464.50	
R & M-Office Equipment	821	(24,567.05)		(24,567.05)	-	(24,567.05)	
R & M-Furniture & Fixtures	822	(28,730.00)		(28,730.00)	23,990.00	(52,720.00)	
R & M-IT Equipment & Software	823	(85,115.00)		(85,115.00)	20,290.00	(105,405.00)	
R & M-Agricultural, etc. Equipment	827	-		-	-	-	
R & M-Communication Equipment	829	(10,000.00)		(10,000.00)	400.00	(10,400.00)	
R & M-Firefighting Eq. and Accessories	831	-		-	-	-	

Allotment/Object/Class of Expenditure (1)	Account Code (2)	Balance Previous Quarter (3)	This Report Quarter This Report (4)	Total This Report (5)	Incurred This Quarter (6)	Balance of Allotment (7)	Remarks (8)
R & M-Tech & Sci Equipment	836	-		-	-	-	
R & M-Other Mach & Equipment	840	(4,350.00)		(4,350.00)	-	(4,350.00)	
R & M-Motor Vehicles	841	(458,040.00)		(458,040.00)	178,228.00	(636,268.00)	
R & M-Watercraft	844	-		-	-	-	
R & M-Other Property & Equipment	850	-		-	300.00	(300.00)	
R & M-Artesian Wells, etc.	854	-		-	-	-	
Extraordinary Expenses	883	146,004.00		146,004.00	9,498.00	136,506.00	
Miscellaneous Expenses	884	51,437.77		51,437.77	74,045.31	(22,607.54)	
Taxes, Duties & Licenses	891	196,141.88		196,141.88	21,371.02	174,770.86	
Fidelity Bond Premiums	892	(7,500.00)		(7,500.00)	29,325.00	(36,825.00)	
Insurance	893	(16,399.69)		(16,399.69)	2,090.59	(18,490.28)	
Other Maintenance & Operating Exp	969	(676,441.00)		(676,441.00)	92,666.56	(769,107.56)	
Bank Charges	971	-		-	-	-	
Subtotal MOOE		13,956,233.89	-	13,956,233.89	5,396,311.56	8,559,922.33	-
Capital Outlays							
Investment Outlay		-		-	-	-	
Land and Land Improvement		-		-	-	-	
Office Buildings	211	-		-	-	-	
School Buildings	212	16,727,339.00		16,727,339.00	-	16,727,339.00	
Other Structures	215	-		-	-	-	
Office Equipment	221	-		-	-	-	
Furniture & Fixtures	222	-		-	-	-	
IT Equipment	223	-		-	-	-	
Library Books	224	-		-	-	-	
Machineries	226	-		-	-	-	
Communication Equipment	229	-		-	-	-	
Firefighting Equipment	231	-		-	-	-	
Med, Den & Lab Equipment	233	-		-	-	-	
Sports Equipment	235	-		-	-	-	
Technical and Scientific Equipment	236	-		-	-	-	
Other Machineries Equipment	240	-		-	-	-	
Motor Vehicles	241	-		-	-	-	
Subtotal CO		16,727,339.00	-	16,727,339.00	-	16,727,339.00	-
Total Current Year Budget		98,023,644.64	-	98,023,644.64	32,481,041.74	65,542,602.90	-
SPECIAL PURPOSE FUNDS							
Personal Services							
S & W-Regular	701	9,984,955.32		9,984,955.32	4,249,368.55	5,735,586.77	
S & W-Part-time	703	-		-	54,707.82	(54,707.82)	
PERA	711	717,412.90		717,412.90	312,000.00	405,412.90	
Clothing	715	38,000.00		38,000.00	20,000.00	18,000.00	
Productivity Incentive	717	2,000.00		2,000.00	-	2,000.00	
Other Bonuses & Allowances	719	-	3,744,000.00	3,744,000.00	-	3,744,000.00	
Hazard Pay	721	-		-	-	-	
Longevity Pay	722	-		-	-	-	
Overtime & Nightshift	723	-		-	-	-	
Cash Gift	724	152,500.00		152,500.00	-	152,500.00	
Year-end Bonus	725	821,469.50		821,469.50	-	821,469.50	
PAGIBIG Contributions	732	11,000.00		11,000.00	4,800.00	6,200.00	
PhilHealth Contributions	733	97,893.50		97,893.50	47,260.50	50,633.00	
ECC Contributions	734	11,300.00		11,300.00	4,800.00	6,500.00	
Terminal Leave Benefits	742	0.53		0.53	-	0.53	
Subtotal PS		11,836,531.75	3,744,000.00	15,580,531.75	4,692,936.87	10,887,594.88	-
Contingent Fund							
MOOE							
				-		-	
				-		-	
Subtotal MOOE		-	-	-	-	-	-
Capital Outlay							
				-		-	
				-		-	
Subtotal CO		-	-	-	-	-	-
Total Special Purpose Funds		11,836,531.75	3,744,000.00	15,580,531.75	4,692,936.87	10,887,594.88	-
PRIOR YEAR'S BUDGET (CONTINUING APPRO.)							
Personal Services							
				-		-	
				-		-	
Subtotal PS		-	-	-	-	-	-
MOOE							
Travel-Local	751			-		-	
Training	753			-		-	
Scholarship	754			-		-	
Office Supplies	755			-		-	
Accountable Forms	756			-		-	
Animal/Zoological Supplies Exp	757			-		-	
Drugs and Medicines Expenses	759			-		-	
Med, Den & Lab Supplies	760			-		-	
Gasoline, Oil & Lubrics	761			-		-	
Agricultural Supplies	762			-		-	
Textbooks & Instructional Materials	763			-		-	
Other Supplies	765			-		-	

Allotment/Object/Class of Expenditure (1)	Account Code (2)	Balance Previous Quarter (3)	This Report Quarter This Report (4)	Total This Report (5)	Incurred This Quarter (6)	Balance of Allotment (7)	Remarks (8)
Water	766			-		-	
Electricity	767			-		-	
Cooking Gas	768			-		-	
Postage & Deliveries	771			-		-	
Telephone-Landline	772			-		-	
Telephone-Mobile	773			-		-	
Internet Expenses	774			-		-	
Membership Dues and Contributions	778			-		-	
Advertising	780			-		-	
Printing & Binding	781			-		-	
Rent	782			-		-	
Representation	783			-		-	
Transportation and Delivery Expenses	784			-		-	
Subscriptions	786			-		-	
Legal Services	791			-		-	
Auditing Services	792			-		-	
General Services	795			-		-	
Janitorial Services	796			-		-	
Security Services	797			-		-	
Other Professional Services	799			-		-	
R & M-Office Buildings	811			-		-	
R & M-School Buildings	812			-		-	
R & M-Other Structures	815			-		-	
R & M-Office Equipment	821			-		-	
R & M-Furniture & Fixtures	822			-		-	
R & M-IT Equipment & Software	823			-		-	
R & M-Agricultural, etc. Equipment	827			-		-	
R & M-Communication Equipment	829			-		-	
R & M-Firefighting Eq. and Accessories	831			-		-	
R & M-Tech & Sci Equipment	836			-		-	
R & M-Other Mach & Equipment	840			-		-	
R & M-Motor Vehicles	841			-		-	
R & M-Watercraft	844			-		-	
R & M-Other Property & Equipment	850			-		-	
R & M-Artesian Wells, etc.	854			-		-	
Extraordinary Expenses	883			-		-	
Miscellaneous Expenses	884			-		-	
Taxes, Duties & Licenses	891			-		-	
Fidelity Bond Premiums	892			-		-	
Insurance	893			-		-	
Other Maintenance & Operating Exp	969			-		-	
Bank Charges	971			-		-	
Subtotal MOOE		-	-	-	-	-	-
Capital Outlay							
Investment Outlay				-		-	
Land and Land Improvement				-		-	
Office Buildings	211			-		-	
School Buildings	212			-		-	
Other Structures	215			-		-	
Office Equipment	221			-		-	
Furniture & Fixtures	222			-		-	
IT Equipment	223			-		-	
Library Books	224			-		-	
Machineries	226			-		-	
Communication Equipment	229			-		-	
Firefighting Equipment	231			-		-	
Med, Den & Lab Equipment	233			-		-	
Sports Equipment	235			-		-	
Technical and Scientific Equipment	236			-		-	
Other Machineries Equipment	240			-		-	
Motor Vehicles	241			-		-	
Subtotal CO		-	-	-	-	-	-
Total Prior Year's Budget (Continuing Apprx.)		-	-	-	-	-	-
GRAND TOTAL		109,860,176.39	3,744,000.00	113,604,176.39	37,173,978.61	76,430,197.78	-

Certified Correct:

MELIN V. PUYONG
 OIC-Budget Officer

Submitted by:

RAMON G. ZARCENO, M.D., PH.D., FPAPF
 SUC President II

FINANCIAL REPORT OF OPERATION
For the Quarter Ending December, FY 2014

Department: State Universities and Colleges
Agency/OU: Iloilo State College of Fisheries
Fund: General Fund 101

Allotment/Object/Class of Expenditure (1)	Account Code (2)	Available Allotment			Obligations Incurred This Quarter (6)	Unobligated Balance of Allotment (7)	Remarks (8)
		Balance Previous Quarter (3)	This Report Quarter This Report (4)	Total This Report (5)			
CURRENT YEAR BUDGET							
Personal Services							
S & W-Regular	701	21,118,648.53		21,118,648.53	18,386,144.55	2,732,503.98	
S & W-Part time	703	62,451.44		62,451.44	-	62,451.44	
S & W-Substitute	704	-		-	-	-	
S & W-Casual	705	734,322.69		734,322.69	405,008.58	329,314.11	
S & W-Contractual	706	-		-	-	-	
S & W-Emergency	707	-		-	-	-	
PERA	711	2,444,571.83		2,444,571.83	1,694,800.00	749,771.83	
Additional Compensation	712	-		-	-	-	
Representation	713	87,000.00		87,000.00	27,000.00	60,000.00	
Transportation	714	87,000.00		87,000.00	27,000.00	60,000.00	
Clothing	715	22,833.33		22,833.33	10,833.33	12,000.00	
Subsistence, Laundry & Quarter	716	17,237.05		17,237.05	21,509.25	(4,272.20)	
Productivity Incentive	717	7,000.00		7,000.00	-	7,000.00	
Other Bonuses & Allowances	719	-		-	-	-	
Honoraria	720	208,750.00		208,750.00	158,815.26	49,934.74	
Hazard Pay	721	-		-	-	-	
Longevity Pay	722	207,455.73		207,455.73	-	207,455.73	
Overtime & Night Pay	723	(256,392.92)		(256,392.92)	136,931.61	(393,324.53)	
Cash Gift	724	897,500.00		897,500.00	751,000.00	146,500.00	
Year-end Bonus	725	4,270,188.00		4,270,188.00	3,388,991.96	881,196.04	
PAGIBIG Contributions	732	99,100.00		99,100.00	95,600.00	3,500.00	
PhilHealth Contributions	733	252,656.00		252,656.00	223,852.00	28,804.00	
ECC Contributions	734	99,036.75		99,036.75	96,006.05	3,030.70	
Retirement Benefits	740	-		-	-	-	
Terminal Leave Benefits	742	-		-	-	-	
Health Workers Benefits	743	-		-	-	-	
Other Personnel Benefits	749	-		-	-	-	
Loyalty Award	749A	(225,000.00)		(225,000.00)	45,000.00	(270,000.00)	
Monetization	749B	(2,064,551.99)		(2,064,551.99)	2,223,933.05	(4,288,485.04)	
Subtotal		28,069,806.44	-	28,069,806.44	27,692,425.64	377,380.80	-
Life & Retirement Ins Contributions	731	4,105,535.13	14,357.00	4,119,892.13	2,818,775.46	1,301,116.67	
Total PS		32,175,341.57	14,357.00	32,189,698.57	30,511,201.10	1,678,497.47	-
MOOE							
Travel-Local	751	527,625.33		527,625.33	557,074.18	(29,448.85)	
Training	753	846,324.71		846,324.71	6,244,031.19	(5,397,706.48)	
Scholarship	754	3,760,176.00		3,760,176.00	2,301,000.00	1,459,176.00	
Office Supplies	755	(887,479.80)		(887,479.80)	500,146.14	(1,387,625.94)	
Accountable Forms	756	(54,205.00)		(54,205.00)	26,460.00	(80,665.00)	
Animal/Zoological Supplies Exp	757	-		-	-	-	
Drugs and Medicines Expenses	759	-		-	-	-	
Med, Den & Lab Supplies	760	(111,429.30)		(111,429.30)	205.00	(111,634.30)	
Gasoline, Oil & Lubrics	761	375,534.41		375,534.41	205,954.77	169,579.64	
Agricultural Supplies	762	-		-	18,160.00	(18,160.00)	
Textbooks & Instructional Materials	763	(550.00)		(550.00)	-	(550.00)	
Other Supplies	765	2,123,882.59		2,123,882.59	504,349.60	1,619,532.99	
Water	766	(132,683.68)		(132,683.68)	123,548.68	(256,232.36)	
Electricity	767	788,570.91		788,570.91	730,382.38	58,188.53	
Cooking Gas	768	-		-	821.00	(821.00)	
Postage & Deliveries	771	(18,070.00)		(18,070.00)	-	(18,070.00)	
Telephone-Landline	772	560,478.88		560,478.88	22,484.69	537,994.19	
Telephone-Mobile	773	(258,388.19)		(258,388.19)	140,424.88	(398,813.07)	
Internet Expenses	774	(74,146.99)		(74,146.99)	21,932.89	(96,079.88)	
Membership Dues and Contributions	778	134,000.00		134,000.00	17,000.00	117,000.00	
Advertising	780	70,000.00		70,000.00	18,065.00	51,935.00	
Printing & Binding	781	146,652.75		146,652.75	24,879.70	121,773.05	
Rent	782	137,750.00		137,750.00	-	137,750.00	
Representation	783	(654,358.24)		(654,358.24)	44,100.00	(698,458.24)	
Transportation and Delivery Expenses	784	19,710.00		19,710.00	3,321.00	16,389.00	
Subscriptions	786	72,402.00		72,402.00	18,351.00	54,051.00	
Legal Services	791	(37,460.00)		(37,460.00)	900.00	(38,360.00)	
Auditing Services	792	-		-	-	-	
General Services	795	317,942.02		317,942.02	1,100,557.05	(782,615.03)	
Janitorial Services	796	-		-	-	-	
Security Services	797	(92,640.00)		(92,640.00)	61,760.00	(154,400.00)	
Other Professional Services	799	(78,818.00)		(78,818.00)	147,020.00	(225,838.00)	
R & M-Office Buildings	811	(21,616.00)		(21,616.00)	-	(21,616.00)	
R & M-School Buildings	812	1,963,017.00		1,963,017.00	906,255.96	1,056,761.04	
R & M-Other Structures	815	507,464.50		507,464.50	41,229.40	466,235.10	
R & M-Office Equipment	821	(24,567.05)		(24,567.05)	-	(24,567.05)	
R & M-Furniture & Fixtures	822	(52,720.00)		(52,720.00)	-	(52,720.00)	
R & M-IT Equipment & Software	823	(105,405.00)		(105,405.00)	67,530.00	(172,935.00)	
R & M-Agricultural, etc. Equipment	827	-		-	-	-	
R & M-Communication Equipment	829	(10,400.00)		(10,400.00)	-	(10,400.00)	
R & M-Firefighting Eq. and Accessories	831	-		-	-	-	


Allotment/Object/Class of Expenditure (1)	Account Code (2)	Balance Previous Quarter (3)	This Report Quarter This Report (4)	Total This Report (5)	Incurred This Quarter (6)	Balance of Allotment (7)	Remarks (8)
R & M-Tech & Sci Equipment	836	-		-	-	-	
R & M-Other Mach & Equipment	840	(4,350.00)		(4,350.00)	25,000.00	(29,350.00)	
R & M-Motor Vehicles	841	(636,268.00)		(636,268.00)	206,417.00	(842,685.00)	
R & M-Watercraft	844	-		-	-	-	
R & M-Other Property & Equipment	850	(300.00)		(300.00)	-	(300.00)	
R & M-Artesian Wells, etc.	854	-		-	-	-	
Extraordinary Expenses	883	136,506.00		136,506.00	17,098.00	119,408.00	
Miscellaneous Expenses	884	(22,607.54)		(22,607.54)	117,076.05	(139,683.59)	
Taxes, Duties & Licenses	891	174,770.86		174,770.86	2,359.06	172,411.80	
Fidelity Bond Premiums	892	(36,825.00)		(36,825.00)	15,750.00	(52,575.00)	
Insurance	893	(18,490.28)		(18,490.28)	4,704.62	(23,194.90)	
Other Maintenance & Operating Exp	969	7,310,892.44		7,310,892.44	851,808.61	6,459,083.83	
Bank Charges	971	-		-	-	-	
Subtotal MOOE		16,639,922.33	-	16,639,922.33	15,088,157.85	1,551,764.48	-
Capital Outlays							
Investment Outlay		-		-	-	-	
Land and Land Improvement		-		-	-	-	
Office Buildings	211	-		-	-	-	
School Buildings	212	16,727,339.00		16,727,339.00	-	16,727,339.00	
Other Structures	215	-		-	-	-	
Office Equipment	221	-		-	8,998.00	(8,998.00)	
Furniture & Fixtures	222	-		-	-	-	
IT Equipment	223	-		-	38,895.00	(38,895.00)	
Library Books	224	-		-	-	-	
Machineries	226	-		-	-	-	
Communication Equipment	229	-		-	1,590.00	(1,590.00)	
Firefighting Equipment	231	-		-	-	-	
Med, Den & Lab Equipment	233	-		-	-	-	
Sports Equipment	235	-		-	-	-	
Technical and Scientific Equipment	236	-		-	-	-	
Other Machineries Equipment	240	-		-	-	-	
Motor Vehicles	241	-		-	-	-	
Subtotal CO		16,727,339.00	-	16,727,339.00	49,483.00	16,677,856.00	-
Total Current Year Budget		65,542,602.90	14,357.00	65,556,959.90	45,648,841.95	19,908,117.95	-
SPECIAL PURPOSE FUNDS							
Personal Services							
S & W-Regular	701	5,735,586.77	146,735.00	5,882,321.77	4,862,223.25	1,020,098.52	
S & W-Part-time	703	(54,707.82)		(54,707.82)	345,195.74	(399,903.56)	
PERA	711	405,412.90		405,412.90	312,000.00	93,412.90	
Clothing	715	18,000.00		18,000.00	10,000.00	8,000.00	
Productivity Incentive	717	2,000.00		2,000.00	-	2,000.00	
Other Bonuses & Allowances	719	3,744,000.00	1,740,000.00	5,484,000.00	5,417,500.00	66,500.00	
Hazard Pay	721	-		-	197,536.32	(197,536.32)	
Longevity Pay	722	-		-	-	-	
Overtime & Nightshift	723	-		-	174,728.34	(174,728.34)	
Cash Gift	724	152,500.00		152,500.00	137,500.00	15,000.00	
Year-end Bonus	725	821,469.50		821,469.50	787,553.50	33,916.00	
PAGIBIG Contributions	732	6,200.00		6,200.00	4,800.00	1,400.00	
PhilHealth Contributions	733	50,633.00		50,633.00	47,260.50	3,372.50	
ECC Contributions	734	6,500.00		6,500.00	4,800.00	1,700.00	
Terminal Leave Benefits	742	0.53	339,573.00	339,573.53	339,572.77	0.76	
Subtotal PS		10,887,594.88	2,226,308.00	13,113,902.88	12,640,670.42	473,232.46	-
Contingent Fund							
MOOE							
				-	-	-	
				-	-	-	
Subtotal MOOE		-	-	-	-	-	-
Capital Outlay							
				-	-	-	
				-	-	-	
Subtotal CO		-	-	-	-	-	-
Total Special Purpose Funds		10,887,594.88	2,226,308.00	13,113,902.88	12,640,670.42	473,232.46	-
PRIOR YEAR'S BUDGET (CONTINUING APPRO.)							
Personal Services							
				-	-	-	
				-	-	-	
Subtotal PS		-	-	-	-	-	-
MOOE							
Travel-Local	751			-	-	-	
Training	753			-	-	-	
Scholarship	754			-	-	-	
Office Supplies	755			-	-	-	
Accountable Forms	756			-	-	-	
Animal/Zoological Supplies Exp	757			-	-	-	
Drugs and Medicines Expenses	759			-	-	-	
Med, Den & Lab Supplies	760			-	-	-	
Gasoline, Oil & Lubrics	761			-	-	-	
Agricultural Supplies	762			-	-	-	
Textbooks & Instructional Materials	763			-	-	-	
Other Supplies	765			-	-	-	

Allotment/Object/Class of Expenditure (1)	Account Code (2)	Balance Previous Quarter (3)	This Report Quarter This Report (4)	Total This Report (5)	Incurred This Quarter (6)	Balance of Allotment (7)	Remarks (8)
Water	766			-		-	
Electricity	767			-		-	
Cooking Gas	768			-		-	
Postage & Deliveries	771			-		-	
Telephone-Landline	772			-		-	
Telephone-Mobile	773			-		-	
Internet Expenses	774			-		-	
Membership Dues and Contributions	778			-		-	
Advertising	780			-		-	
Printing & Binding	781			-		-	
Rent	782			-		-	
Representation	783			-		-	
Transportation and Delivery Expenses	784			-		-	
Subscriptions	786			-		-	
Legal Services	791			-		-	
Auditing Services	792			-		-	
General Services	795			-		-	
Janitorial Services	796			-		-	
Security Services	797			-		-	
Other Professional Services	799			-		-	
R & M-Office Buildings	811			-		-	
R & M-School Buildings	812			-		-	
R & M-Other Structures	815			-		-	
R & M-Office Equipment	821			-		-	
R & M-Furniture & Fixtures	822			-		-	
R & M-IT Equipment & Software	823			-		-	
R & M-Agricultural, etc. Equipment	827			-		-	
R & M-Communication Equipment	829			-		-	
R & M-Firefighting Eq. and Accessories	831			-		-	
R & M-Tech & Sci Equipment	836			-		-	
R & M-Other Mach & Equipment	840			-		-	
R & M-Motor Vehicles	841			-		-	
R & M-Watercraft	844			-		-	
R & M-Other Property & Equipment	850			-		-	
R & M-Artesian Wells, etc.	854			-		-	
Extraordinary Expenses	883			-		-	
Miscellaneous Expenses	884			-		-	
Taxes, Duties & Licenses	891			-		-	
Fidelity Bond Premiums	892			-		-	
Insurance	893			-		-	
Other Maintenance & Operating Exp	969			-		-	
Bank Charges	971			-		-	
Subtotal MOOE		-	-	-	-	-	-
Capital Outlay							
Investment Outlay				-		-	
Land and Land Improvement				-		-	
Office Buildings	211			-		-	
School Buildings	212			-		-	
Other Structures	215			-		-	
Office Equipment	221			-		-	
Furniture & Fixtures	222			-		-	
IT Equipment	223			-		-	
Library Books	224			-		-	
Machineries	226			-		-	
Communication Equipment	229			-		-	
Firefighting Equipment	231			-		-	
Med, Den & Lab Equipment	233			-		-	
Sports Equipment	235			-		-	
Technical and Scientific Equipment	236			-		-	
Other Machineries Equipment	240			-		-	
Motor Vehicles	241			-		-	
Subtotal CO		-	-	-	-	-	-
Total Prior Year's Budget (Continuing Appro.)		-	-	-	-	-	-
GRAND TOTAL		76,430,197.78	2,240,665.00	78,670,862.78	58,289,512.37	20,381,350.41	-

Certified Correct:


MELIN V. PUYONG
 OIC-Budget Officer

Submitted by:


RAMON G. ZARCENO, M.D., PH.D., FPAPF
 SUC President II

